



One Vision Asset Manager

Tag Scan Track Report

Know where are your fixed asset inventory is in real time with our easy-to-use system. Track and maintain inventory and generate reports in the most efficient way.





PO Box 2038
Canóvanas, Puerto Rico, 00729

www.ovassetmanager.com
sales@ovassetmanager.com
Tel. 787-552-1722



ONE VISION
ASSET MANAGER

CONTENT

- 
- 
- 01** | **ASSET MANAGER**
 - 02** | **OUR GRID**
 - 03** | **SCANNING**
 - 04** | **EDITING**
 - 05** | **TRANSFERRING**
 - 06** | **ASSIGN TOOLS**
 - 07** | **REPORTING**

The screenshot displays the 'OV Asset Manager' interface. At the top, there is a navigation bar with icons for Assets, Audit, Transfers, Assign Tools, Projects, Vendors, Reports, and Ref. Reports. Below this, a dropdown menu shows 'Project: Demo Project'. The main dashboard area contains several key metrics:

Metric	Value
Total Assets	13
Assets No TagID	11
Useless Items	0
Total Amount	\$814.65

Additional information visible includes: Project Name: Demo Project, Manager Name: alturasdecupey@amcontract.com, and Phone Number: (787) 761-0286. Total Units: 250.

YOUR SOLUTION FOR FIXED ASSET MANAGEMENT

01

SIMPLE DESIGN



One Vision Asset Manager offers the tools that you need for fixed asset management in one single page. With our responsive web to serve desktop and mobile devices, you can see any of your fixed assets on the go with any device that has access to a web browser.

Our new program responds to all your needs. We designed the home page in a comprehensive and user-friendly way. Every button and window has been carefully designed to give the user immediate access to the desired information.

One Vision Asset Manager is an innovative and useful tool that offers useful features such as the ability to pair a Bluetooth handheld scanner, and the capability of saving data in the cloud for better access and fast reactions for all your processes.

WE ARE PASSIONATE AT WHAT WE DO

For more than 20 years we have been working with maintenance and inventory controls for the Public Housing Authority. Now we are focusing on the Fixed Asset Management application that is simple and intuitive and provides important element that for tracking your assets.



ASSET TRACKING

The first step is to uniquely identify each and every item. Most items, including electronic equipment are already identified with a serial number or a tag ID, but they don't always provide a way to scan the barcode. These items require an asset tracking system, but in some cases such a capability is either not provided or is unable to be read. One Vision Asset Manager offers a third way of identifying assets by placing an internal barcode which allows the user to search for a specific asset in three different ways, (tag id, serial number or our asset ID). That is where these tags play their part, once you've got a method for identifying every asset, then you're well on your way to taking full control of your inventory. The system allows you track Inventory under and over \$500, and also the ability to track non-inventory.



AUDIT

One Vision Asset Manager offers the tools that you need for fixed asset management in one single page. Conducting audits can be a very time consuming and tedious process. Our system shortens the time you spend working on the audit.

We provide a simple and powerful solution. Just pair a Bluetooth scanner, scan the items at the same time the items are added to the audit process, and when you have completed the audit simply print the report. The report will show which items are on the inventory and which items are missing from the report.

The system allows the user to select a full or partial audit base on one or more locations.

OUR GRID

02

GRID & FEATURES

The Asset window shows all your fixed assets for the project. The user is working on one single grid, in which you can search a record filtered by the user's preference. The user can: add a new record; modify the record; sort different fields; filter the information select a fixed asset and edit on the same page.

When you edit a fixed item, all the information related for the selected item will displayed on one single screen. You can add Word, Excel, PDF documents to each item.

Short Description	Asset ID	Serial Number	Tag ID	Project Name	
Dewalt Hammer Drill		66584111	874	Alturas de Cupey	Edit Delete
Milwaukee Grinder			854	Alturas de Cupey	Edit Delete
Milwaukee Rotary Hammer Drill	8888			Alturas de Cupey	Edit Delete
Rigid Vacuums-Wet-Dry	9999			Alturas de Cupey	Edit Delete
Milwaukee Leaf Blower		989542554123		Alturas de Cupey	Edit Delete
Hammer Drill Driver Kit 18Volt				Alturas de Cupey	Edit Delete
11-Amp Corded 4-1/2 in Grinder				Alturas de Cupey	Edit Delete
7.5 Amp Corded 4-1/2 in				Alturas de Cupey	Edit Delete
8 in. 205 mm Bench Grinder				Alturas de Cupey	Edit Delete
20-Volt Cordless Brushless Sander				Alturas de Cupey	Edit Delete

PAGING DATA

Enable pagination in order to have the grid page though your data for you. Implement custom or virtual paging to offer position which will best suit your end user experience.

SORTING DATA

Multi-column sorting works as a natural extension to basic single-column sorting. Provide a sorting expression of you own to match the specific needs of the application.

FILE UPLOAD

Let your users upload single or multiple files with item selection. You could upload word documents, excel documents, pdf documents and jpeg, gif and png files.

FILTER DATA

The different grid columns may provide different suitable filter inputs like date pickers, numbers text boxes, and drop down lists.

03

WE OFFER YOU ALL THE BEST

WE ARE DRIVEN BY CREATING EXPERIENCES THAT DELIVER ACCURATE RESULTS FOR YOUR BUSINESS.

CORE COMPETENCIES

+ SCANNING PROCESS

+ SIMPLE UI

+ SYNC CAPABILITIES

+ REPORTING

+ Track all Inventory

PAIR. SCAN. PRINT

One Vision Asset Manager Audit features quick scanning solutions when conducting an audit. The program allows you easily take control of your inventory. The system assists you in locating, tracking, monitoring and improving on the use and maintenance of your assets. One Vision Asset Manager is suitable for all sizes, and allows you to validate and track your assets.

The scanning process can be initiated very quickly and simply. Just pair the scanner to your laptop or tablet via Bluetooth. After your scanner is paired and ready and go, create a Full Audit or Partial Audit. Then scan the barcode location and look for the barcode that has been placed on the asset and scanned. The system automatically searches by one of the three fields (Serial No., Tag ID or Asset ID) and once located, the system adds to the Audit in process. The user is able to scan a new location and continue scanning items until the scanning process is complete. At the end of the process, the user simply needs to print the audit report, which will reflect the items that are in the inventory and those that are missing or that have not been scanned.

04



EDIT WINDOW

01 DETAILS

In the edit window the user can input all the information that is going to be used to identify that asset in our system. The user should select the project, item description, assigned person, Assigned project, location Serial No., Tag ID, Company ID, Company ID Model Brand and more. Photos can also be uploaded for better description of the item. All Fields Needed for the "Administracion de Vivienda Publica (AVP)".

02 ACCOUNTING

In the accounting window the user inputs all the values of the item being edited. The user can access information such the invoice amount, the invoice number and check number, the vendor, the assigned funds and the GL account.

03 COMMENTS

In the comments, the user can input any comment or note that could be useful or important information regarding the specific item.

04 WARRANTY

In this tab you input the information regarding the item warranty of the item, such as the starting date which the warranty was issued, the time of which the warranty will be active and the life of the item in which it will be useful. Also the vendor contract information, in case of a claim of the warranty for an specific fixed asset

05 FILES

The files window allow the user to upload any type of documents in pdf, jpeg and others format. Any file uploaded to the files window will be attached to the asset selected.

— TRANSFERING

05

TRANSFERS

Asset Manager

Assets Audit Transfers Assign Tools Projects Vendors Reports Ref. Reports

Transaction Date: 02/07/2020

Authorization Name:

In Date:

From Project: - Select Project -

Administrator Name:

Receiver Name:

To Project: - Select Project -

Out Date: 02/07/2020

Transfer Type: - Select Type -

Enter or Scan and Asset

Short Description	Asset ID	Serial Number	Tag ID
<input type="text"/>	<input type="text"/>	<input type="text"/>	<input type="text"/>

The transfer window is of great importance to asset management. When dealing with a large inventory one of the key aspects to allow you to be in full control of your inventory is knowing the location of the asset.

▼ THE CHALLENGE

Large inventories are usually housed in warehouses. The most common challenge in inventory control is keeping track of the location of each asset. There may be items that are transferred to various locations for temporary use, and then eventually transferred back to the original location. When the auditors are engaged in audit process, some of the items may appear to be missing.

▼ OUR SOLUTIONS

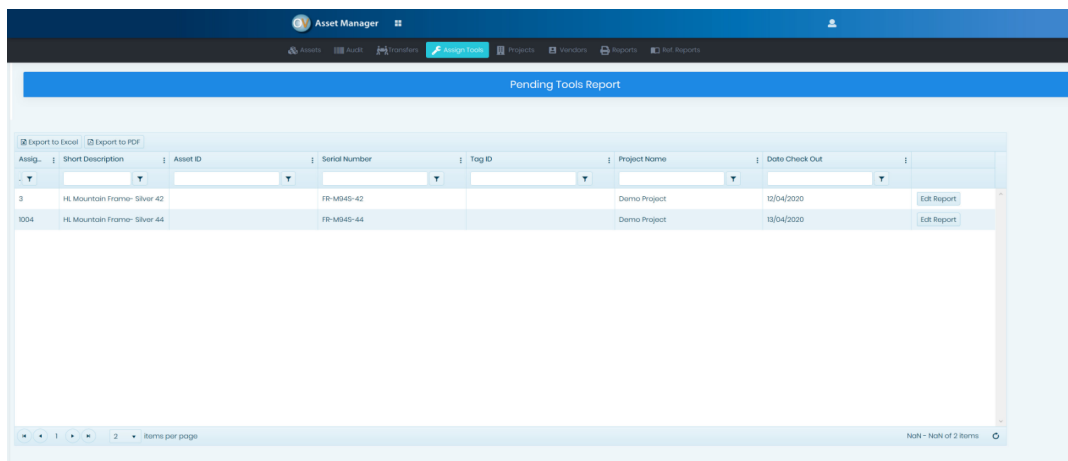
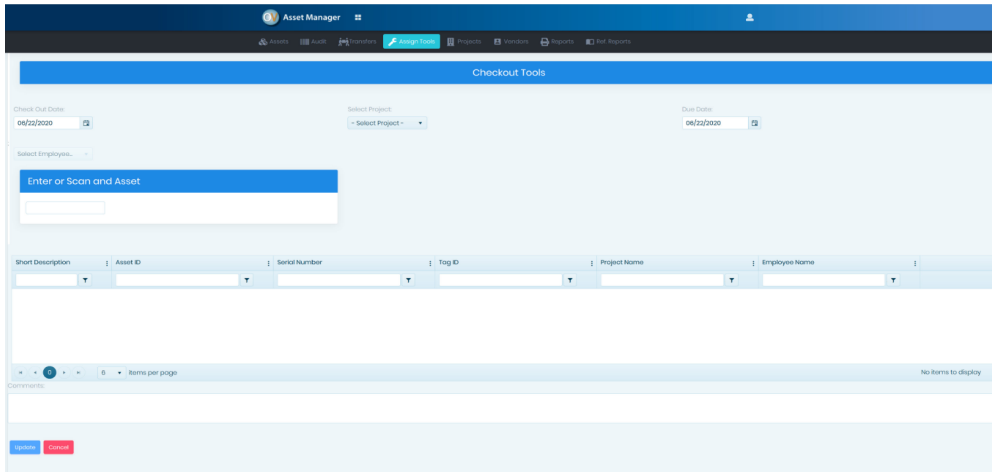
We created the transfer window to assist in this asset control challenge. The windows allows the user to register the asset and track to whom it was given, as well the asset's location. When filling out the information requested in transfer window, the user is able to scan the item. When the auditor complete the audit process the system will generate a report with a list of the items which are not in their original location and advise the user where the asset has been transferred.

06 Assign Tools

Assign Tools Features

One Vision Asset Manager assists you in tracking asset tools within the project to carry out routine maintenance tasks. It is important to know the tools that are kept in the warehouse or have been moved (“in or out”), which employee is in possession of the equipment, and when the equipment has been returned. In a complex project it is very easy to lose track of the equipment that is outside the warehouse.

With One Vision Asset Manager you will never lose track of your equipment, whether it is in the warehouse or outside of the warehouse.



07

REPORTS

One Vision Asset Manager provides its users with the correct report formats, designed by the requirements of the “Administración de Vivienda Publica”(Public Housing Administration). All of these reports are accessible in the report window and can be exported to Adobe, Excel and other formats.



ALL OF THE REPORT FORMAT IS COMPATIBLE WITH THE “ADMINISTRACIÓN DE VIVIENDA PUBLICA”

The screenshot displays the 'Inventario de Equipo' (Equipment Inventory) report within the One Vision Asset Manager. The report is for 'JARDINES DE CAPARRA' and lists various assets with their acquisition dates, costs, descriptions, brands, models, serial numbers, and locations. A sidebar on the right shows a list of locations, with 'JARDINES DE SAN FERNANDO' selected.

Fecha Adq	Costo	Descripcion del Activo	Marca	Modelo	No. Serie	No. Propiedad	Ubicación
11/15/2018	\$480.00	AC VENTANA 18K BTU GE	GE		AH068218	201985	ADMINISTRAC
11/15/2018	\$480.00	AC VENTANA 18K BTU GE	GE		AH068351	201984	SERVICIO AL
12/11/1994	\$457.00	AIRE ACONDICIONADO	G.E.			17973	TEMPORARY
1/1/2000	\$457.00	AIRE ACONDICIONADO G.E.				70459	TEMPORARY
7/7/2017		APC BR1300G	APC		22P00066	190614	ADMINISTRAC
7/7/2017		APC BR1300G	APC		23X10052	190772	OCUPACION
7/7/2017		APC BR1300G	APC		22P00114	190800	CONTABILIDA
7/7/2017		APC BR1300G	APC		23X08820	190753	SECRETARIA
4/30/1992	\$384.00	ARCHIVO 4 GAVETAS CREMA				2261	TEMPORARY
1/1/2000	\$149.00	CEPILLO ELECTRICO MAKITA	MAKITA			62858	TEMPORARY
	\$925.00	CONSOLA INVERTER 12K MIDEA			3415644000384200120863	200359	CONTABILIDA
4/23/2009	\$1,369.00	CPU				121920	BIBLIOTECA
7/7/2017		DELL LATITUD E5570	DELL		1PR3RC2	192331	ADMINISTRAC
7/7/2017		DELL MONITOR P2717H	DELL		568K604L	188054	ADMINISTRAC
7/7/2017		DELL MONITOR P2717H	DELL		568KA2EL	191889	OCUPACION
7/7/2017		DELL MONITOR P2717H	DELL		568KA78L	191884	CONTABILIDA
7/7/2017		DELL MONITOR P2717H	DELL		568KBNDL	191874	SECRETARIA
7/7/2017		DESKTOP DELL OPTIPLEX 7040	DELL		F8C8SD2	192059	OCUPACION
7/7/2017		DESKTOP DELL OPTIPLEX 7040	DELL		F828SD2	192071	CONTABILIDA
7/7/2017		DESKTOP DELL OPTIPLEX 7040	DELL		F7D4SD2	192067	SECRETARIA
12/28/1993	\$388.00	FUENTE DE AGUA	TAYLOR	TAYLOR		48261	TEMPORARY
7/7/2017		KODAK SCANMATE I940	KODAK		52797468	190663	SECRETARIA
7/7/2017		KODAK SCANMATE I940	KODAK		52797432	190630	OCUPACION
7/7/2017		KODAK SCANMATE I940	KODAK		52797461	190660	CONTABILIDA



FIXED ASSETS

“Inventario de Equipo”



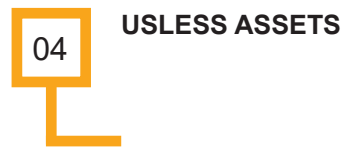
BY LOCATION

“Inventario de equipo por localizacion”



NO TAG ID

“Inventario sin numero de Tag ID”



USLESS ASSETS

“Inventario invservible”




NEW INVENTORY

“Inventario menor de \$500”




**NEW INVENTORY
\$500+**

“Inventario mayor de \$500”



Barcode Lables

Etiquetas para codigo de barra



Seized Asset

“Inventario decomizado”

And More ...

*Solutions that maintain
you free*



PO Box 2038
Canóvanas, Puerto Rico, 00729

www.ovassetmanager.com
sales@ovassetmanager.com
Tel. 787-552-1722

